











Working with the fluency workbook

Day One


Part 1: First read

 Read your passage **silently**.


 Partner 1	 Partner 2
 Set timer to one minute.	
 Say “ready, set, go” and start timer.	 Start reading out loud at a good pace.
 Tell partner to stop when timer goes off. Help partner figure out words per minute (WPM).	 Mark the last word with //
 Listen to partner read to end of passage.	 Finish reading passage out loud . Record words per minute (WPM) at top of page.


Now switch roles and repeat!

Part 2: Comprehension and discussion





 Read fluency passage questions.

 Write answers.

 Share one interesting sentence with your partner.

 Record WPM on your fluency chart.

Part 3: Phrase-cued reading





 Partner 1	 Partner 2
 Listen to your partner.	 Read passage out loud in phrases to your partner.

Now switch roles and repeat!

Working with the fluency workbook

Day Two










Part 1: Tricky phrases and words

 Partner 1	 Partner 2
 Listen to your partner.	 Read tricky phrases and words out loud to your partner.

Now switch roles and repeat!


 **Both** partners complete word study activity.

Part 2: Last read


 Partner 1	 Partner 2
 Set timer to one minute.	
 Say “ready, set, go” and start timer.	 Start reading out loud at a good pace.
 Tell partner to stop when timer goes off. Help partner figure out words per minute (WPM).	 Mark the last word with //
	Record words per minute (WPM) at top of page.
 Listen to partner read to end of passage.	 Finish reading passage out loud .


Now switch roles and repeat!

Part 3: Comprehension and discussion

 Read fluency passage questions.

 Write detailed answers.

 Share and talk over answers with your partner.

 Record WPM on your fluency chart.